

DO NOT LOCK THIS IN YOUR SAFE

IMPORTANT: PLEASE RETAIN FOR YOUR RECORDS

SERIAL NUMBER

KEY CODE

PURCHASED AT

DATE

**Cannon Safe Company
216 South 2nd Ave.
Bldg. 932
San Bernardino, CA 92408
800-242-1055
www.cannonsafe.com**

9th Edition

INDEX

Serial Number Information	page 1
Index	page 2
President's Letter	page 3
Warranty	page 4-5
Interior Setup	page 6
Door Adjustment	page 7
Using the Mechanical Lock	page 9
Types of Electronic Locks	page 10-11
S & G Electronic	page 12-13
La Gard Basic	page 14-15
Most Common Questions	page 16-17
Certificate of Compliance	page 18
Firearms Records	page 19-37
Cannon Safe Accessories	page 38
Order Form	page 39
Reg. Card/Comb. Card	Back cover

Please complete and mail


Registration To assure warranty.

We want to thank you for purchasing one of our safes. These units are made in our factories by craftsmen who have years even decades building beautiful pieces for your home. We know that it will be a wonderful addition to your home and bring security to your valued possessions.

Cannon Safe strives to build the best quality and functional safe on the market. We believe a home security safe is a very permanent investment, and those who choose to secure personal items, family heirlooms, collectables, money, or firearms should have peace of mind, knowing that these items are in a secure environment.

Our Safes are backed by a lifetime warranty at no additional cost to you. We build each safe to strict standards so if the time comes for it to withstand a burglary attack or fire it will be prepared to do it's duty. We are proud to have one of our silent sentinels protecting your valuables. You can be assured that "Nothing Protects Like a Cannon™"

The Cannon Safe Family



CANNON LIFETIME WARRANTY

This Cannon Safe carries a lifetime warranty. It is warranted against defects in workmanship and materials also against damage by attempted break-in or actual break-in, natural flood and fire.

In order to obtain service under this Warranty Purchaser must provide Cannon Safe Inc. with proof of purchase and police or fire department report. Cannon Safe Inc. may, at its discretion, repair or replace any defective or damaged part or replace the defective or damaged safe. Whenever possible the safe will be repaired locally. If Cannon Safe Inc. is replacing a safe, we will require the old safe to be returned to the factory. This being the case Cannon Safe Inc. will at its expense have the safe opened and will pay for the freight to the factory and returned. The purchaser must have the safe packaged and palletized and available for a curb side pick up at their expense. The Warranty does not cover labor costs for removal or installation of the safe and contents. Personal property in the safe is not covered.

The obligation Cannon Safe Inc. has under this Warranty is contingent upon proper installation and use of the safe, and shall not apply to parts or safes which have been misused, neglected, or put in unusual or extreme environments. Modifying or tampering with the safe, which might affect the product's use, voids the Warranty.

Without limit, this Warranty specifically excludes any liability for defects or damage caused by, or aggravated by, the use of unauthorized parts. Upon delivery, Purchaser must promptly notify Cannon Safe Inc. of any defect. Purchaser's remedies are limited solely to repair, or replacing parts and are at the discretion of Cannon Safe Inc.

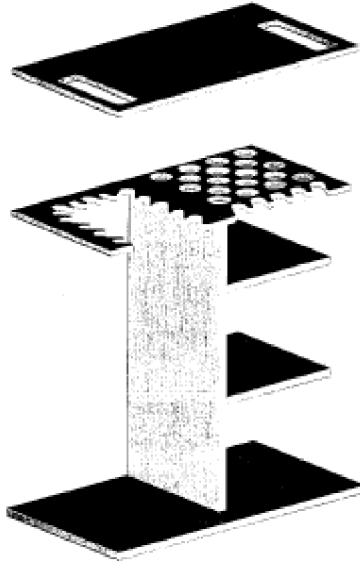
Paint is warranted for one year. Mechanical locks carry a lifetime warranty; after three years parts only are covered. The warranty does not cover lost combinations nor improper opening procedure. Electronic locks carry a lifetime warranty; after five years only parts are covered. This warranty does not cover forgotten combinations nor weak or dead batteries.

This Warranty only applies to safes located in the continental United States.

This Warranty is given in place of all other warranties and assurances, whether expressed or implied, including but not limited to matters of quality, fitness for purpose, or merchantability and Cannon Safe Inc. accepts no liability, under any circumstances whatsoever, for any incidental or consequential damage or loss suffered by anyone as a result of using or being unable to use the safe.

INTERIOR SETUP

Interior subject to change based on size and model



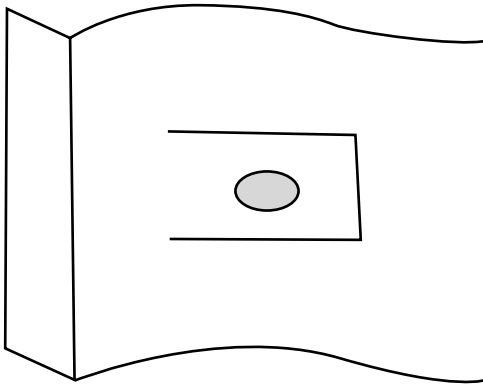
1. Install top shelf, or shelves at desired height
2. The gun rack is already installed.
3. Install side shelves
4. The cover plate fits directly over half of the gun rack, this allows you to use the rack as a shelf.

Adjust shelf clips as needed.

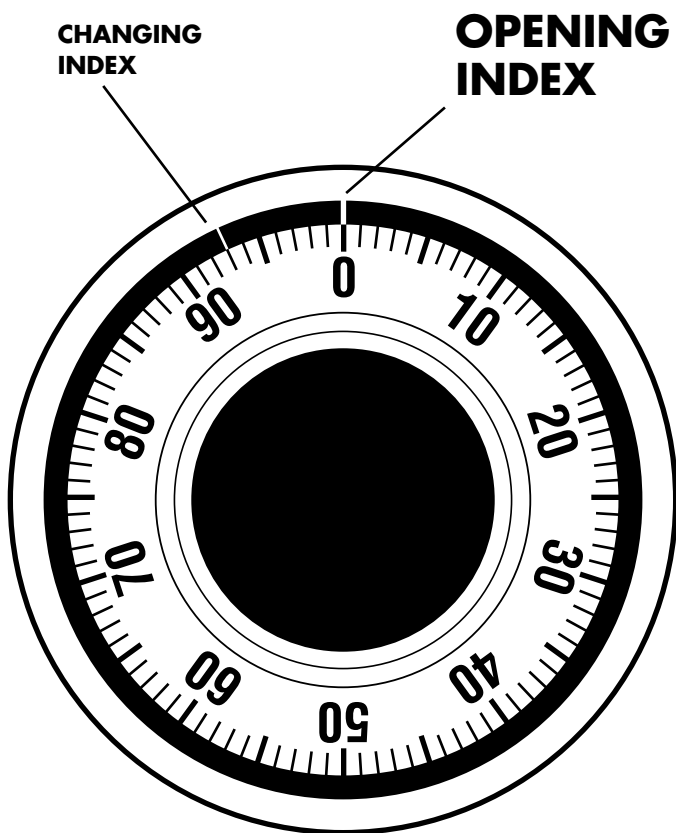
Side shelves may be installed on either right or left side.

Converting your combo interior to an all-rifle interior requires removal of side shelves and cover plate.

DOOR ADJUSTMENT



On rear of left door jam, in alignment with the second locking bolt down from the top, there is a U shaped cutout with a hole in the center. Using a Phillips screwdriver, insert in the hole, gently bend the tab, in small increments to tighten door.



*** IGNORE CHANGING INDEX**

USING THE MECHANICAL LOCK

**DO NOT SPIN THE DIAL
TURN SLOWLY**

**USE OPENING INDEX MARK AT TOP OF RING
(12:00 POSITION)**

Turning dial left (counter-clockwise) stop on first number the 4th time you come to it

Turning dial right (clockwise) stop on second number the 3rd time you come to it

Turning dial to the left stop on third number the 2nd time you come to it

Turn dial slowly to the right, you should feel resistance around zero and the lock should stop turning at about 88-90

Turn handle left or counter-clockwise until safe opens.

WARNING

**NEVER LUBRICATE THE LOCK OR DIAL
WITH ANY TYPE OF LUBRICANT.**

THE KEY LOCKING DIAL

The dial has a key feature. This will allow the dial to be locked either in the open mode or locked mode.

Locking the dial at 90, after combination has opened the safe, will prevent anyone from shutting the door and locking it.

Once you close the door and turn the combination, you can then lock the dial in the "0" position to prevent anyone from tampering with the lock.

Never use the key as the sole means of locking the safe. It is not meant as the primary locking feature.

TYPES OF ELECTRONIC LOCKS



Sargent & Greenleaf

TYPES OF ELECTRONIC LOCKS



LaGard Basic

S & G ROTARYBOLT

OPENING THE LOCK

Enter six (6) digit code, # and turn handle counter-clockwise to unlock safe.
Enter the combination & # slowly.

WRONG TRY PENALTY

After 4 (four) wrong entries the lock will go into lock out for 15 minutes. Lock can also go into lock out during re-programming if it interprets an incorrect programming sequence. **Do not press any buttons during the lock out period, it will start the 15 minutes again.**

LOW BATTERY WARNING

The lock will beep twenty (20) consecutive times after the last number of the combination is entered. Only use Duracell Alkaline batteries. Try to find 'use date' 5 years in the future.

CHANGING BATTERY

- On bottom of face plate, there is a trap door; push up slightly and slide forward. Battery tray will drop straight down.
- Attach new battery, slide into opening, replace trap door by pushing up slightly and sliding back.

CHANGING YOUR CODE

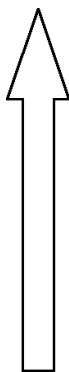
DOOR SHOULD BE OPEN

DOOR 'MUST' BE IN LOCKED MODE

- Press 7 4 * (existing code) # 1 * (new code) # (new code) #
 - Enter existing six (6) digit code. There will be 5 beeps.
 - Enter NEW six (6) digit code twice. There will be 3 beeps after each entry.
- **Invalid Combination Entry** – see wrong try penalty

On some safe models there is a detent release on the bottom of the door that must be pushed up to put door into locked mode.

S & G Electronic Lock



Battery Trap Door

LAGARD BASIC

OPENING THE LOCK

Enter six (6) digit code and turn handle counter-clockwise to unlock safe.

WRONG TRY PENALTY

- Entry of four consecutive invalid codes starts a 5-minute delay period.
- Key pad will be 'dead' during delay period.
- LED flashes red at 10 second intervals.
- At the end of the delay period, two more incorrect codes will restart the delay.

LOW BATTERY WARNING

- Repeated beeping during opening indicates a low battery and should be replaced immediately.
- Uses one (1) 9-volt Energizer or Duracell Alkaline Battery.

CHANGING BATTERY

- Lift the face plate straight up about 1/4" and away from safe door. Battery is located in back of face plate.
- Being careful not to pull on the wires connected to the battery connector, remove the old battery.
- Attach new 9-Volt Alkaline Battery to connector and replace face on front of door
- LaGard recommends the use of Energizer or Duracell.

CHANGING YOUR CODE

DOOR SHOULD BE OPEN

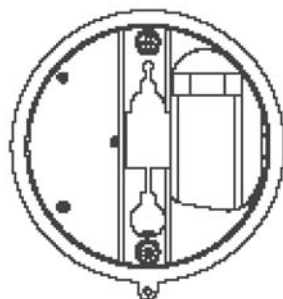
DOOR 'MUST' BE IN LOCKED MODE

- Enter six (6) zeros.
- Enter existing six (6) digit code.
- Enter NEW six (6) digit code twice.
 - Do not use '0' as first number of new combination
- **Invalid Combination Entry** – Lock signals three times and old code is still valid.

On some models there is a detent release on the bottom of door that must be pushed up to put door into locked mode.



Rear view



FREQUENTLY ASKED QUESTIONS

Where is the serial number?

The serial number is located on the right side of the safe, upper front corner.

How do I clean my safe?

You can use any mild cleaner without abrasives (like *Windex*®).

Do not use any product containing ammonia.

Can I polish my safe?

On the gloss models you can use any automotive (abrasive free) wax or glaze.

Is my safe water tight?

No! In a flood, water will enter the safe, so place your safe in a dry location.

Is my safe airtight?

No! Some air will get into your safe, but not enough to live on.

Never leave unattended children near an open safe!

Do I need a dehumidifier?

A dehumidifier will help to protect the contents of your safe from a humid environment.

Is my safe pre-drilled for a dehumidifier?

The body is drilled three (3) inches from the bottom slightly off midline on the back side. You will have to continue the hole through the fireboard.

Do I need to lubricate my safe?

Lubricate hinge if needed.

Never lubricate the lock.

Should my safe be level?

Yes. This can be done with wood shims available at most lumber or hardware stores. If your safe is on carpet you will probably have to shim the front about 3/8 inch to compensate for the tack strip against the wall.

Why do I need to bolt my safe down?

There are two reasons to bolt your safe down. First, under normal circumstances your safe should never tip over, but earthquakes etc. can surprise us. Second, if your safe is located in the garage, it will stop anyone from backing a truck up and driving away with your safe.

How do I bolt it down?


The floor of the safe is pre-drilled. Place the safe in position, level it, drill right through the pre-drilled holes into the floor. Use either 3/8 or 1/2 inch sleeved anchors that will extend into the concrete 2-3 inches. Be sure to use four bolts to properly secure your safe.

My combination quit working, what do I do?

If your dial has been repeatedly spun, the disks in the lock may have shifted. Most of the time if you drop the middle number by one digit the safe will open. This new number will now be your combination.

Should I have my lock serviced?

Most combo locks need to be serviced once every 3-5 years. This should be done by a qualified locksmith. Electronic locks do not need to be serviced.



Certificate of Compliance

The following Cannon Safe, Inc. security products exceed California Department of Justice "Gun Safe Standards" as per Title 11, Division 1, Chapter 12.6, § 977.50;

- Traditional Series, all models.
- Cannon Series, all models.
- American Eagle Series, all models.

**DO NOT DISCARD THIS CERTIFICATE.
ATTACH TO YOUR RECEIPT OF PURCHASE.**

**ALL CANNON SAFES ARE
UL BURGLARY RATED
TO THE RESIDENTIAL SECURITY
CONTAINER STANDARD**

Firearms Record:

Pistol Rifle shotgun Serial Number _____

Make _____ Model _____

Caliber/Gauge _____ Grips/Stock _____

Barrel Length _____ Overall Length _____ Finish _____

Scopes & Sights _____

Other Features _____

Repairs/Mods/Accessories _____

Record of Purchase:

Purchase Date _____ Cost _____ Condition _____

Estimated Current Value _____

Record of Sale:

Date Sold _____ Price _____ Sold To: _____

Registration Information: _____

DROS # _____

Firearms Record:

Pistol Rifle shotgun Serial Number _____

Make _____ Model _____

Caliber/Gauge _____ Grips/Stock _____

Barrel Length _____ Overall Length _____ Finish _____

Scopes & Sights _____

Other Features _____

Repairs/Mods/Accessories _____

Record of Purchase:

Purchase Date _____ Cost _____ Condition _____

Estimated Current Value _____

Record of Sale:

Date Sold _____ Price _____ Sold To: _____

Registration Information: _____

DROS # _____

Firearms Record:

Pistol Rifle shotgun Serial Number _____

Make _____ Model _____

Caliber/Gauge _____ Grips/Stock _____

Barrel Length _____ Overall Length _____ Finish _____

Scopes & Sights _____

Other Features _____

Repairs/Mods/Accessories _____

Record of Purchase:

Purchase Date _____ Cost _____ Condition _____

Estimated Current Value _____

Record of Sale:

Date Sold _____ Price _____ Sold To: _____

Registration Information: _____

DROS # _____

Firearms Record:

Pistol Rifle shotgun Serial Number _____

Make _____ Model _____

Caliber/Gauge _____ Grips/Stock _____

Barrel Length _____ Overall Length _____ Finish _____

Scopes & Sights _____

Other Features _____

Repairs/Mods/Accessories _____

Record of Purchase:

Purchase Date _____ Cost _____ Condition _____

Estimated Current Value _____

Record of Sale:

Date Sold _____ Price _____ Sold To: _____

Registration Information: _____

DROS # _____

Firearms Record:

Pistol Rifle shotgun Serial Number _____

Make _____ Model _____

Caliber/Gauge _____ Grips/Stock _____

Barrel Length _____ Overall Length _____ Finish _____

Scopes & Sights _____

Other Features _____

Repairs/Mods/Accessories _____

Record of Purchase:

Purchase Date _____ Cost _____ Condition _____

Estimated Current Value _____

Record of Sale:

Date Sold _____ Price _____ Sold To: _____

Registration Information: _____

DROS # _____

Firearms Record:

Pistol Rifle shotgun Serial Number _____

Make _____ Model _____

Caliber/Gauge _____ Grips/Stock _____

Barrel Length _____ Overall Length _____ Finish _____

Scopes & Sights _____

Other Features _____

Repairs/Mods/Accessories _____

Record of Purchase:

Purchase Date _____ Cost _____ Condition _____

Estimated Current Value _____

Record of Sale:

Date Sold _____ Price _____ Sold To: _____

Registration Information: _____

DROS # _____

Firearms Record:

Pistol Rifle shotgun Serial Number _____

Make _____ Model _____

Caliber/Gauge _____ Grips/Stock _____

Barrel Length _____ Overall Length _____ Finish _____

Scopes & Sights _____

Other Features _____

Repairs/Mods/Accessories _____

Record of Purchase:

Purchase Date _____ Cost _____ Condition _____

Estimated Current Value _____

Record of Sale:

Date Sold _____ Price _____ Sold To: _____

Registration Information: _____

DROS # _____

Firearms Record:

Pistol Rifle shotgun Serial Number _____

Make _____ Model _____

Caliber/Gauge _____ Grips/Stock _____

Barrel Length _____ Overall Length _____ Finish _____

Scopes & Sights _____

Other Features _____

Repairs/Mods/Accessories _____

Record of Purchase:

Purchase Date _____ Cost _____ Condition _____

Estimated Current Value _____

Record of Sale:

Date Sold _____ Price _____ Sold To: _____

Registration Information: _____

DROS # _____

Firearms Record:

Pistol Rifle shotgun Serial Number _____

Make _____ Model _____

Caliber/Gauge _____ Grips/Stock _____

Barrel Length _____ Overall Length _____ Finish _____

Scopes & Sights _____

Other Features _____

Repairs/Mods/Accessories _____

Record of Purchase:

Purchase Date _____ Cost _____ Condition _____

Estimated Current Value _____

Record of Sale:

Date Sold _____ Price _____ Sold To: _____

Registration Information: _____

DROS # _____

Firearms Record:

Pistol Rifle shotgun Serial Number _____

Make _____ Model _____

Caliber/Gauge _____ Grips/Stock _____

Barrel Length _____ Overall Length _____ Finish _____

Scopes & Sights _____

Other Features _____

Repairs/Mods/Accessories _____

Record of Purchase:

Purchase Date _____ Cost _____ Condition _____

Estimated Current Value _____

Record of Sale:

Date Sold _____ Price _____ Sold To: _____

Registration Information: _____

DROS # _____

Firearms Record:

Pistol Rifle shotgun Serial Number _____

Make _____ Model _____

Caliber/Gauge _____ Grips/Stock _____

Barrel Length _____ Overall Length _____ Finish _____

Scopes & Sights _____

Other Features _____

Repairs/Mods/Accessories _____

Record of Purchase:

Purchase Date _____ Cost _____ Condition _____

Estimated Current Value _____

Record of Sale:

Date Sold _____ Price _____ Sold To: _____

Registration Information: _____

DROS # _____

Firearms Record:

Pistol Rifle shotgun Serial Number _____

Make _____ Model _____

Caliber/Gauge _____ Grips/Stock _____

Barrel Length _____ Overall Length _____ Finish _____

Scopes & Sights _____

Other Features _____

Repairs/Mods/Accessories _____

Record of Purchase:

Purchase Date _____ Cost _____ Condition _____

Estimated Current Value _____

Record of Sale:

Date Sold _____ Price _____ Sold To: _____

Registration Information: _____

DROS # _____

Firearms Record:

Pistol Rifle shotgun Serial Number _____

Make _____ Model _____

Caliber/Gauge _____ Grips/Stock _____

Barrel Length _____ Overall Length _____ Finish _____

Scopes & Sights _____

Other Features _____

Repairs/Mods/Accessories _____

Record of Purchase:

Purchase Date _____ Cost _____ Condition _____

Estimated Current Value _____

Record of Sale:

Date Sold _____ Price _____ Sold To: _____

Registration Information: _____

DROS # _____

Firearms Record:

Pistol Rifle shotgun Serial Number _____

Make _____ Model _____

Caliber/Gauge _____ Grips/Stock _____

Barrel Length _____ Overall Length _____ Finish _____

Scopes & Sights _____

Other Features _____

Repairs/Mods/Accessories _____

Record of Purchase:

Purchase Date _____ Cost _____ Condition _____

Estimated Current Value _____

Record of Sale:

Date Sold _____ Price _____ Sold To: _____

Registration Information: _____

DROS # _____

Firearms Record:

Pistol Rifle shotgun Serial Number _____

Make _____ Model _____

Caliber/Gauge _____ Grips/Stock _____

Barrel Length _____ Overall Length _____ Finish _____

Scopes & Sights _____

Other Features _____

Repairs/Mods/Accessories _____

Record of Purchase:

Purchase Date _____ Cost _____ Condition _____

Estimated Current Value _____

Record of Sale:

Date Sold _____ Price _____ Sold To: _____

Registration Information: _____

DROS # _____

Firearms Record:

Pistol Rifle shotgun Serial Number _____

Make _____ Model _____

Caliber/Gauge _____ Grips/Stock _____

Barrel Length _____ Overall Length _____ Finish _____

Scopes & Sights _____

Other Features _____

Repairs/Mods/Accessories _____

Record of Purchase:

Purchase Date _____ Cost _____ Condition _____

Estimated Current Value _____

Record of Sale:

Date Sold _____ Price _____ Sold To: _____

Registration Information: _____

DROS # _____

Firearms Record:

Pistol Rifle shotgun Serial Number _____

Make _____ Model _____

Caliber/Gauge _____ Grips/Stock _____

Barrel Length _____ Overall Length _____ Finish _____

Scopes & Sights _____

Other Features _____

Repairs/Mods/Accessories _____

Record of Purchase:

Purchase Date _____ Cost _____ Condition _____

Estimated Current Value _____

Record of Sale:

Date Sold _____ Price _____ Sold To: _____

Registration Information: _____

DROS # _____

Firearms Record:

Pistol Rifle shotgun Serial Number _____

Make _____ Model _____

Caliber/Gauge _____ Grips/Stock _____

Barrel Length _____ Overall Length _____ Finish _____

Scopes & Sights _____

Other Features _____

Repairs/Mods/Accessories _____

Record of Purchase:

Purchase Date _____ Cost _____ Condition _____

Estimated Current Value _____

Record of Sale:

Date Sold _____ Price _____ Sold To: _____

Registration Information: _____

DROS # _____

Firearms Record:

Pistol Rifle shotgun Serial Number _____

Make _____ Model _____

Caliber/Gauge _____ Grips/Stock _____

Barrel Length _____ Overall Length _____ Finish _____

Scopes & Sights _____

Other Features _____

Repairs/Mods/Accessories _____

Record of Purchase:

Purchase Date _____ Cost _____ Condition _____

Estimated Current Value _____

Record of Sale:

Date Sold _____ Price _____ Sold To: _____

Registration Information: _____

DROS # _____

Firearms Record:

Pistol Rifle shotgun Serial Number _____

Make _____ Model _____

Caliber/Gauge _____ Grips/Stock _____

Barrel Length _____ Overall Length _____ Finish _____

Scopes & Sights _____

Other Features _____

Repairs/Mods/Accessories _____

Record of Purchase:

Purchase Date _____ Cost _____ Condition _____

Estimated Current Value _____

Record of Sale:

Date Sold _____ Price _____ Sold To: _____

Registration Information: _____

DROS # _____

Firearms Record:

Pistol Rifle shotgun Serial Number _____

Make _____ Model _____

Caliber/Gauge _____ Grips/Stock _____

Barrel Length _____ Overall Length _____ Finish _____

Scopes & Sights _____

Other Features _____

Repairs/Mods/Accessories _____

Record of Purchase:

Purchase Date _____ Cost _____ Condition _____

Estimated Current Value _____

Record of Sale:

Date Sold _____ Price _____ Sold To: _____

Registration Information: _____

DROS # _____

Firearms Record:

Pistol Rifle shotgun Serial Number _____

Make _____ Model _____

Caliber/Gauge _____ Grips/Stock _____

Barrel Length _____ Overall Length _____ Finish _____

Scopes & Sights _____

Other Features _____

Repairs/Mods/Accessories _____

Record of Purchase:

Purchase Date _____ Cost _____ Condition _____

Estimated Current Value _____

Record of Sale:

Date Sold _____ Price _____ Sold To: _____

Registration Information: _____

DROS # _____

Firearms Record:

Pistol Rifle shotgun Serial Number _____

Make _____ Model _____

Caliber/Gauge _____ Grips/Stock _____

Barrel Length _____ Overall Length _____ Finish _____

Scopes & Sights _____

Other Features _____

Repairs/Mods/Accessories _____

Record of Purchase:

Purchase Date _____ Cost _____ Condition _____

Estimated Current Value _____

Record of Sale:

Date Sold _____ Price _____ Sold To: _____

Registration Information: _____

DROS # _____

Firearms Record:

Pistol Rifle shotgun Serial Number _____

Make _____ Model _____

Caliber/Gauge _____ Grips/Stock _____

Barrel Length _____ Overall Length _____ Finish _____

Scopes & Sights _____

Other Features _____

Repairs/Mods/Accessories _____

Record of Purchase:

Purchase Date _____ Cost _____ Condition _____

Estimated Current Value _____

Record of Sale:

Date Sold _____ Price _____ Sold To: _____

Registration Information: _____

DROS # _____

Firearms Record:

Pistol Rifle shotgun Serial Number _____

Make _____ Model _____

Caliber/Gauge _____ Grips/Stock _____

Barrel Length _____ Overall Length _____ Finish _____

Scopes & Sights _____

Other Features _____

Repairs/Mods/Accessories _____

Record of Purchase:

Purchase Date _____ Cost _____ Condition _____

Estimated Current Value _____

Record of Sale:

Date Sold _____ Price _____ Sold To: _____

Registration Information: _____

DROS # _____

Firearms Record:

Pistol Rifle shotgun Serial Number _____

Make _____ Model _____

Caliber/Gauge _____ Grips/Stock _____

Barrel Length _____ Overall Length _____ Finish _____

Scopes & Sights _____

Other Features _____

Repairs/Mods/Accessories _____

Record of Purchase:

Purchase Date _____ Cost _____ Condition _____

Estimated Current Value _____

Record of Sale:

Date Sold _____ Price _____ Sold To: _____

Registration Information: _____

DROS # _____

Firearms Record:

Pistol Rifle shotgun Serial Number _____

Make _____ Model _____

Caliber/Gauge _____ Grips/Stock _____

Barrel Length _____ Overall Length _____ Finish _____

Scopes & Sights _____

Other Features _____

Repairs/Mods/Accessories _____

Record of Purchase:

Purchase Date _____ Cost _____ Condition _____

Estimated Current Value _____

Record of Sale:

Date Sold _____ Price _____ Sold To: _____

Registration Information: _____

DROS # _____

Firearms Record:

Pistol Rifle shotgun Serial Number _____

Make _____ Model _____

Caliber/Gauge _____ Grips/Stock _____

Barrel Length _____ Overall Length _____ Finish _____

Scopes & Sights _____

Other Features _____

Repairs/Mods/Accessories _____

Record of Purchase:

Purchase Date _____ Cost _____ Condition _____

Estimated Current Value _____

Record of Sale:

Date Sold _____ Price _____ Sold To: _____

Registration Information: _____

DROS # _____

Firearms Record:

Pistol Rifle shotgun Serial Number _____

Make _____ Model _____

Caliber/Gauge _____ Grips/Stock _____

Barrel Length _____ Overall Length _____ Finish _____

Scopes & Sights _____

Other Features _____

Repairs/Mods/Accessories _____

Record of Purchase:

Purchase Date _____ Cost _____ Condition _____

Estimated Current Value _____

Record of Sale:

Date Sold _____ Price _____ Sold To: _____

Registration Information: _____

DROS # _____

Firearms Record:

Pistol Rifle shotgun Serial Number _____

Make _____ Model _____

Caliber/Gauge _____ Grips/Stock _____

Barrel Length _____ Overall Length _____ Finish _____

Scopes & Sights _____

Other Features _____

Repairs/Mods/Accessories _____

Record of Purchase:

Purchase Date _____ Cost _____ Condition _____

Estimated Current Value _____

Record of Sale:

Date Sold _____ Price _____ Sold To: _____

Registration Information: _____

DROS # _____

Firearms Record:

Pistol Rifle shotgun Serial Number _____

Make _____ Model _____

Caliber/Gauge _____ Grips/Stock _____

Barrel Length _____ Overall Length _____ Finish _____

Scopes & Sights _____

Other Features _____

Repairs/Mods/Accessories _____

Record of Purchase:

Purchase Date _____ Cost _____ Condition _____

Estimated Current Value _____

Record of Sale:

Date Sold _____ Price _____ Sold To: _____

Registration Information: _____

DROS # _____

Firearms Record:

Pistol Rifle shotgun Serial Number _____

Make _____ Model _____

Caliber/Gauge _____ Grips/Stock _____

Barrel Length _____ Overall Length _____ Finish _____

Scopes & Sights _____

Other Features _____

Repairs/Mods/Accessories _____

Record of Purchase:

Purchase Date _____ Cost _____ Condition _____

Estimated Current Value _____

Record of Sale:

Date Sold _____ Price _____ Sold To: _____

Registration Information: _____

DROS # _____

Firearms Record:

Pistol Rifle shotgun Serial Number _____

Make _____ Model _____

Caliber/Gauge _____ Grips/Stock _____

Barrel Length _____ Overall Length _____ Finish _____

Scopes & Sights _____

Other Features _____

Repairs/Mods/Accessories _____

Record of Purchase:

Purchase Date _____ Cost _____ Condition _____

Estimated Current Value _____

Record of Sale:

Date Sold _____ Price _____ Sold To: _____

Registration Information: _____

DROS # _____

Firearms Record:

Pistol Rifle shotgun Serial Number _____

Make _____ Model _____

Caliber/Gauge _____ Grips/Stock _____

Barrel Length _____ Overall Length _____ Finish _____

Scopes & Sights _____

Other Features _____

Repairs/Mods/Accessories _____

Record of Purchase:

Purchase Date _____ Cost _____ Condition _____

Estimated Current Value _____

Record of Sale:

Date Sold _____ Price _____ Sold To: _____

Registration Information: _____

DROS # _____

Firearms Record:

Pistol Rifle shotgun Serial Number _____

Make _____ Model _____

Caliber/Gauge _____ Grips/Stock _____

Barrel Length _____ Overall Length _____ Finish _____

Scopes & Sights _____

Other Features _____

Repairs/Mods/Accessories _____

Record of Purchase:

Purchase Date _____ Cost _____ Condition _____

Estimated Current Value _____

Record of Sale:

Date Sold _____ Price _____ Sold To: _____

Registration Information: _____

DROS # _____

Firearms Record:

Pistol Rifle shotgun Serial Number _____

Make _____ Model _____

Caliber/Gauge _____ Grips/Stock _____

Barrel Length _____ Overall Length _____ Finish _____

Scopes & Sights _____

Other Features _____

Repairs/Mods/Accessories _____

Record of Purchase:

Purchase Date _____ Cost _____ Condition _____

Estimated Current Value _____

Record of Sale:

Date Sold _____ Price _____ Sold To: _____

Registration Information: _____

DROS # _____

Firearms Record:

Pistol Rifle shotgun Serial Number _____

Make _____ Model _____

Caliber/Gauge _____ Grips/Stock _____

Barrel Length _____ Overall Length _____ Finish _____

Scopes & Sights _____

Other Features _____

Repairs/Mods/Accessories _____

Record of Purchase:

Purchase Date _____ Cost _____ Condition _____

Estimated Current Value _____

Record of Sale:

Date Sold _____ Price _____ Sold To: _____

Registration Information: _____

DROS # _____

Firearms Record:

Pistol Rifle shotgun Serial Number _____

Make _____ Model _____

Caliber/Gauge _____ Grips/Stock _____

Barrel Length _____ Overall Length _____ Finish _____

Scopes & Sights _____

Other Features _____

Repairs/Mods/Accessories _____

Record of Purchase:

Purchase Date _____ Cost _____ Condition _____

Estimated Current Value _____

Record of Sale:

Date Sold _____ Price _____ Sold To: _____

Registration Information: _____

DROS # _____

CANNON SAFE ACCESSORIES

C) Knight Duck Seat by Cannon – \$59.95

Designed especially for duck hunters.



It has many uses.

**Just 4 lbs! Folds to a super compact
3"x30"x8"**

- Backed by Cannon Safe's Limited 2 Year Warranty
- 10" height adjustment will accommodate everyone
- Non-reflective, teal green anodized finish
- Designed by a physical therapist with your comfort and safety in mind
- Rugged construction won't let you down in the field
- Stabilizing flutes ensure secure seating
- Heavy camouflage pattern canvas seat over high density foam padding
- Solid hardwood seat base
- And it floats!

D) Wall Safe – \$199.00



The Cannon Wall Safe is the safest and practical answer for concealing important valuables or documents. This unit features a high-security combination lock, thick-

plate steel door and built-in shelving, and is painted in a durable matte finish. Keep your valuables close by and private!



E) Door-Panel Pistol Kit – \$58.00

Accommodates multiple handguns.



F) Electric Dehumidifier – \$58.00

Provides rust protection.



Plus S&H



A-1) Mini Standard – \$139.95

A-2) Mini Deluxe – \$159.95

- Outer dimensions: 12"L x 8.1"W x 4.9"H tapering to 3"H
- Inner Dimensions: 11"L x 3.6"W x 2.8"H
- Power Supply: 8AA alkaline batteries. (not included) One-year battery life under normal operating conditions.

**CALIFORNIA
DEPARTMENT OF JUSTICE**

APPROVED

B-1) Multi Standard – \$169.95

B-2) Multi Deluxe – 189.95

- Outer dimensions: 14"L x 10.1"W x 7.9"H tapering to 6.3"
- Inner Dimensions: 12.9"L x 9.5"W x 6.1"H
- Power Supply: 8AA alkaline batteries. (not included) One-year battery life under normal operating conditions.

Gun Rack	\$69.00
Top Shelf	\$90.00
Side Shelf	\$50.00
Cover Plate	\$25.00
Complete G P Interior	\$110.00 - \$200.00

Please Fax or Mail Order Form to:

**216 South 2nd Avenue
Building 932**

San Bernardino, CA 92408

Toll Free 800.242.1055 • Fax 909.382.0606

Credit Card#: _____

3# Pin (Back of Card): _____

Expiration Date: _____

Billing Address: _____

Name: _____

Address: _____

Phone: _____

E-mail: _____

Check#: _____

Credit Card Type: VISA MC

Discover AMEX

Qty	Item	Price	Sub-Total
_____	_____	_____	_____
_____	_____	_____	_____
_____	_____	_____	_____
_____	_____	_____	_____
_____	_____	_____	_____
_____	_____	_____	_____
_____	_____	_____	_____
_____	_____	_____	_____
_____	_____	_____	_____
_____	_____	_____	_____

Tax (If App.): _____

Total: _____

